


1003 - 16' NO BAY VENDING TRUCK

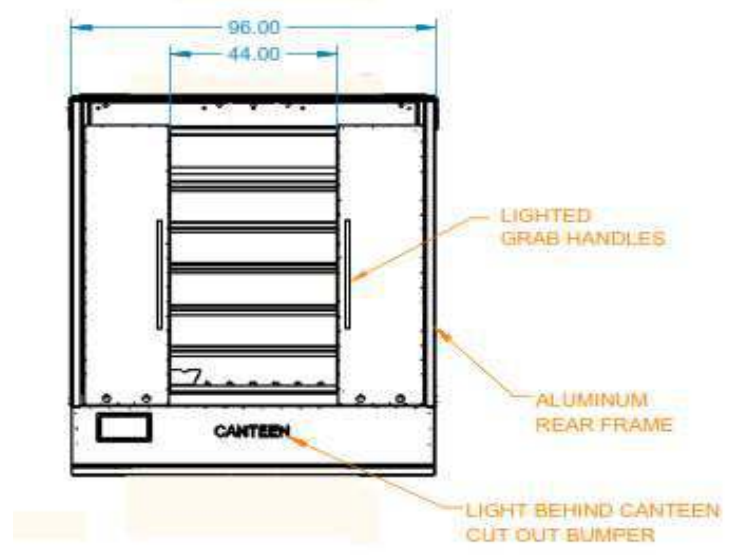
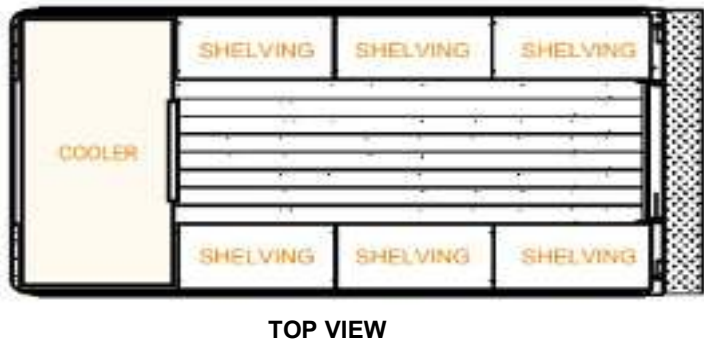
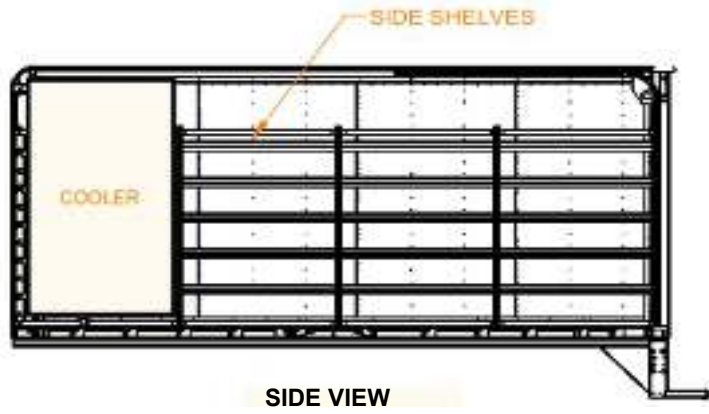
2021 CHEVY EXPRESS 4500 CUTAWAY
MODEL: CG33903



CAP COST: \$59,316.30

NOTE: All Images are strictly for reference purposes only.

Items installed may appear physically different on your specific vehicle.



REAR VIEW

1003 16'-NO BAY VENDING TRUCK

96" WIDE OUTSIDE

16' LONG X 85" HIGH INTERIOR

ONE PIECE ANTI-SKID FLOOR

2 - DOME LIGHTS IN MAIN COMPARTMENT

SIDE BAYS FOR BEVERAGE CASES

REFRIGERATED COOLER W/ DOME LIGHT

4 - ADJUSTABLE SHELVES AND STIP CURTAIN IN COOLER

COLD PLATE

TWO COMPARTMENT SAFE

VARIETY OF ADJUSTABLE SHELVING

NARROW WHITING PREMIUM REAR ROLL UP DOOR

ALUMINUM POOCHED BUMPER

2" X 24" DOCK BUMPERS

2 - LIGHTED GRAB HANDLES AT ROLL UP REAR DOOR

ANTI SAIL MUD FLAPS

SAFETY EQUIPMENT

DOT LIGHTS AND REFLECTORS

BACK UP ALARM

FIRE EXTINGUISHER

TRIANGLE KIT

FIRST AID KIT

DOOR POUCH

CONNECT REAR VISION CAMERA

2021 CHEVY EXPRESS 4500 CUTAWAY MODEL: CG33903

Type	Code	Description
	GAZ	(0 P) Summit White
	52G	(0 I) Neutral w/Custom Cloth Seat Trim
	2WT	Preferred Equipment Group 2WT
	5H1	SEO: 2 Additional Keys For Single Key System Provides 2 additional spare keys for a total of 4. Keys will be cut but not programmed. Note: programming of keys is at customer's expense. Programming keys is not a warranty expense.
	AS5	Reclining High-Back Bucket Seats w/Inboard Armrests Includes head restraints. <ul style="list-style-type: none">• BA3:Engine Cover Console w/Swing-Out Storage Bin
	AU3	Power Door Locks w/Lock-Out Protection
	BA3	Engine Cover Console w/Swing-Out Storage Bin
	BNC	Body Soft-Mount Donut & Bolt For mounting Upfit body to chassis.
	C7I	GVWR: 14,200 lbs (6,441 kgs)
	DHC	Wide-Stance Sail Panel Mounted Outside Mirrors Provides Velvac convex combination right and left hand outside rear view mirrors that are sail panel mounted with arms that provide a wide stance. Mirrors can be utilized with bodies that are up to 96 inch width. Mirrors provide a 63.3 sq. inch flat glass positioned over a 30.1 sq. inch convex glass within a common head. Mirrors are shipped loose in vehicle.
	DRJ	Inside Rearview Mirror w/Rr Vision Camera Display
	GT5	4.10 Rear Axle Ratio
	L8T	Engine: 6.6L V8 DI VVT Includes external oil cooler.
	MYD	Transmission: HD Electronic 6-Speed Automatic w/OD Includes tow/haul mode, cruise grade braking, powertrain grade braking and tap-up/tap-down driver shift control.
	NC7	Federal Emissions Override For vehicles ordered by dealers in Federal emission states with (YF5) or (NE1) emissions - Not required for vehicles being shipped to California, Connecticut,

	Delaware, Maine, Maryland, Massachusetts, New Jersey, New York, Oregon, Pennsylvania, Rhode Island, Vermont or Washington.
QT4	Wheels: 16" x 6.5" 8-Lug Painted Steel HD (6) (40.6 cm x 16.5 cm).
R05	Dual Rear Wheel Configuration
US8	Radio: AM/FM Stereo w/CD/MP3 Player Includes seek-and-scan, digital clock, auto-tone control, Radio Data System (RDS), TheftLock, random select, auxiliary jack and 2 front door speakers. <ul style="list-style-type: none">• USR:USB Port
UVC	Rear Vision Camera Camera and cable shipped loose.
WARANT	Fleet Customer Powertrain Limited Warranty Fleet designated delivery types come with 5 years/100,000 miles of coverage for the Powertrain Limited Warranty. Coverage includes the engine, transmission/transaxle, transfer case, drive systems and emission control systems. In addition courtesy transportation and roadside assistance is also covered for 5 years/100,000 miles.
XHF	Tires: Front LT225/75R16E AS BW Jack and spare tire equipment bracket are not included.
YF5	California State Emissions Requirements
YHF	Tires: Rear LT225/75R16E AS BW Jack and spare tire equipment bracket are not included.
ZQ2	Power Convenience Package <ul style="list-style-type: none">• A31:Power Windows• AU3:Power Door Locks w/Lock-Out Protection
ZQ3	Driver Convenience Package <ul style="list-style-type: none">• TILT:Tilt-Wheel• K34:Cruise Control
ZX2	Driver & Front Passenger High-Back Bucket Seats Includes head restraints.
ZY1	Solid Paint
~~G	Custom Cloth Seat Trim

Standard Equipment

Powertrain

Engine--6.6L V-8 OHV gasoline direct injection 16 valve engine

Ignition Type--Spark ignition

Engine Location & Orientation--Longitudinal engine

Engine Head & Block--Iron engine block, aluminum engine head

Engine Cylinders--V-8

Variable Valve Timing--Variable valve control

recommended fuel--Regular unleaded

Alternator--150 amp alternator

Battery--600 CCA battery with run down protection

Engine Oil Cooler--Engine oil cooler

Transmission--6-speed electronic automatic transmission with overdrive

Transmission Lock-up--Transmission lock-up

Driver Selectable Program--Driver selection

Tip-Auto--Sequential shift control

Transmission Oil Cooler--Transmission oil cooler

Drive--Rear-wheel drive

Traction Control--ABS and driveline traction control

Axle Ratio--4.10 axle ratio

Exhaust--Partial stainless steel exhaust

Emission Type--Federal emissions

Powertrain Type--None

Steering and Suspension

Steering--Hydraulic power-assist re-circulating ball steering

Brakes--4-wheel disc brakes with front vented discs

Electronic Stability--StabiliTrak electronic stability

Front Suspension Independence--Front independent suspension

Front Suspension Type--Front short and long arm suspension

Front Anti-Roll Bars--Front anti-roll bar

Front Springs--Front coil springs

Rear Suspension Independence--Rigid rear axle

Rear Suspension Type--Rear leaf suspension
Rear Springs--Rear leaf springs
Wheels--Front and dual rear 16.0" x 6.50" painted steel wheels
Wheel Covers--Hub wheel covers
Tires--LT225/75SR16.0E BSW AS front and rear tires

Safety

ABS--4-wheel anti-lock braking system with 4 ABS channels
Safety Lights--Daytime running lights
Front Airbags--Dual airbags with passenger front-impact side cancellable airbag
Airbag Occupancy Sensor--Airbag occupancy sensor
Ignition Disable--PASS-Key III immobilizer security
Tracker System--Tracker system

Comfort and Convenience Features

Service Interval Warning--Service interval warning
PRND in IP--PRND in IP
Tinted Windows--UV Protection
Windshield--Variable intermittent front windshield wipers
Sunvisor Strip--Front windshield sun visor strip
Rearview Mirror--Day-night rearview mirror
Dome Light--Dome light
Variable IP Lighting--Variable IP lighting
Other Console--Engine cover console with storage
Cupholders--Front cupholder
Instrument Panel Storage--Instrument panel bin
Dashboard Storage--Dashboard storage
Door Bins--Driver and passenger door bins
A/C & Heat--Air conditioning
Radio--AM/FM stereo, clock, seek-scan
Speakers--2 speakers
Radio Theft Deterrent--TheftLock radio theft deterrent
Antenna--Fixed antenna

turn-by-turn navigation directions--OnStar Turn-by-Turn Navigation
Retained Accessory Power--Retained accessory power
12V DC Power Accessory Outlet--2 12V DC power outlets
Emergency SOS--OnStar and Chevrolet connected services capable
Internet Access Capable--4G LTE Wi-Fi Hotspot capable internet access
AC Power Outlet--AC power outlet
Instrumentation--Analog instrumentation display
Tachometer--Tachometer
Oil Pressure Gauge--Oil pressure gauge
Water Temp Gauge--Water temperature gauge
Volt Gauge--Voltmeter gauge
Systems Monitor--Systems monitor
Trip Computer--Trip computer
Trip Odometer--Trip odometer
Engine Hour Meter--Engine hour meter
Battery Warning--Battery warning
Lights On Warning--Lights on warning
Key in Ignition Warning--Key warning
Low Fuel Warning--Low fuel warning

Seating and Interior

Seating Capacity--Capacity of 2
Front Seats--Bucket front seats
Front Head restraints--Fixed front head restraints
Front Armrest--Driver and passenger front armrests
Driver's Seat--4-way adjustable driver seat with manual reclining, manual fore/aft
Passenger's Seat--4-way adjustable passenger seat with manual reclining, manual fore/aft
Front Seat Trim--Vinyl faced front seats with vinyl side and back
Headliner--Front cloth headliner
Front Floor Trim--Front vinyl/rubber floor covering

Exterior Features

Side Impact Bars--Side impact beams

Front License Plate Bracket--Front license plate bracket

Body Material--Fully galvanized steel body material

Window Moldings--Black side window moldings

Front Windshield Moldings--Black front windshield molding

Door Handles--Black door handles

Grille--Black grille

Door Count--2 doors

Exterior Mirrors--None

Bumpers--Front black bumpers

Exterior Lights--Aero-composite halogen fully automatic headlamps with multiple headlamps, delay-off

Paint--Clearcoat monotone paint

Warranty

Basic--36 month/36,000 miles

Powertrain--60 month/60,000 miles

Corrosion Perforation--72 month/100,000 miles

Roadside Assistance--60 month/60,000 miles

Maintenance--12 month/unlimited mileage

Dimensions and Capacities

output--401 hp@5,200 rpm

torque--464 lb.-ft.@4,000 rpm

bore x stroke & compression ratio--4.1" bore x 3.9" stroke with a 10.80:1 compression ratio

1st gear ratio--4.030

2nd gear ratio--2.360

3rd gear ratio--1.530

4th gear ratio--1.150

5th gear ratio--.850

6th gear ratio--.670

reverse gear ratio--3.060

Traction Battery Type--None

curb weight--5,275 lbs.

GVWR--14,200lbs.

Front GAWR--4,600 lbs.

Rear GAWR--9,600 lbs.

Front Axle Capacity--4,600 lbs.

Rear Axle Capacity--9,600 lbs.

Front Spring Rating--4,600 lbs.

Rear Spring Rating--9,600 lbs.

payload--8,870lbs.

GCWR--20,000 lbs.

front legroom--41.3"

front headroom--40.2"

front hiproom--65.5"

front shoulder room--68.8"

length--285.3"

body width--79.3"

body height--83.5"

wheelbase--177"

Cab to Axle--117.99 " from cab to axle

Frame Yield Strength--35,000.00 frame yield strength (psi)

front track--67.8"

turning radius--30.8'

fuel tank--32.0 gal.

min ground clearance--8.3"

max ground clearance--9.3"